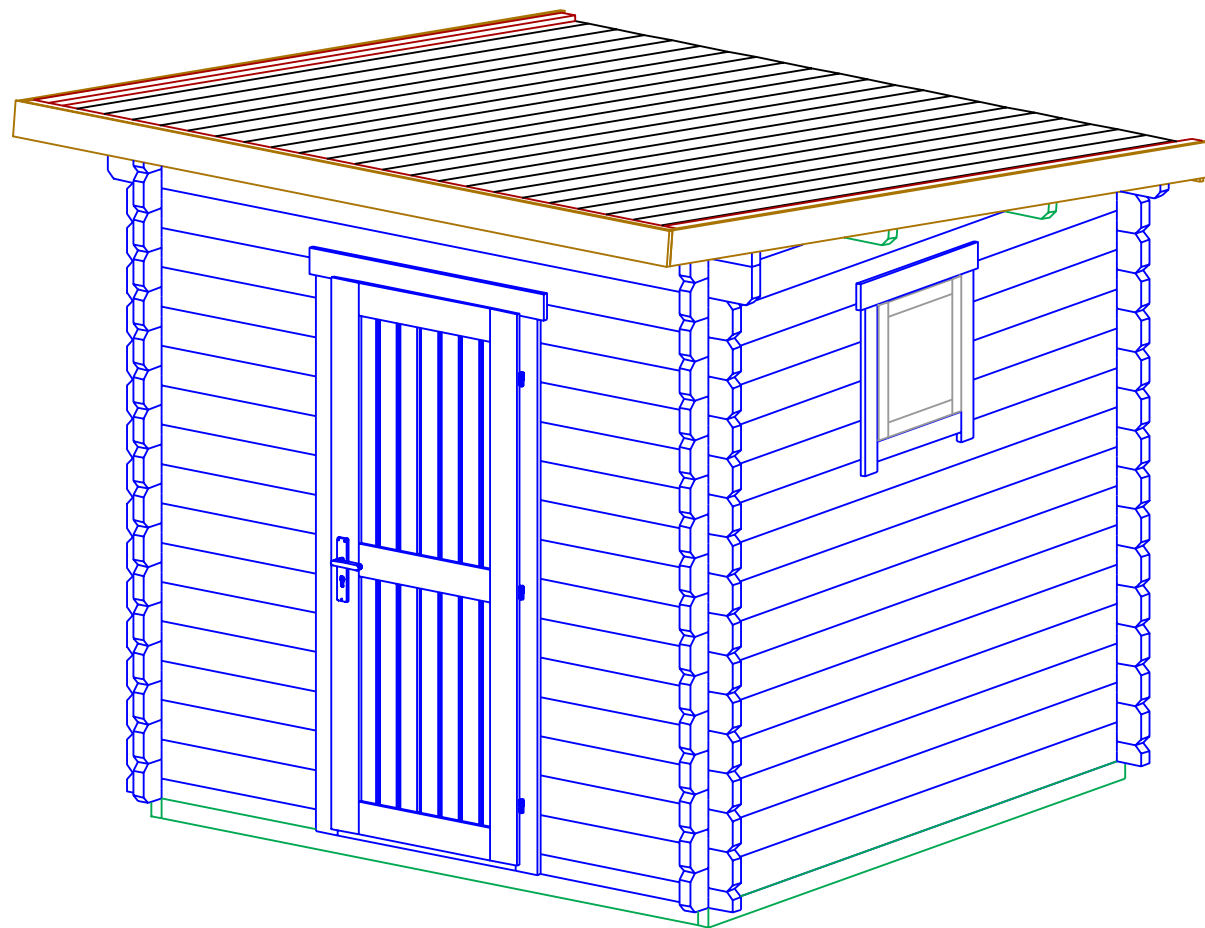
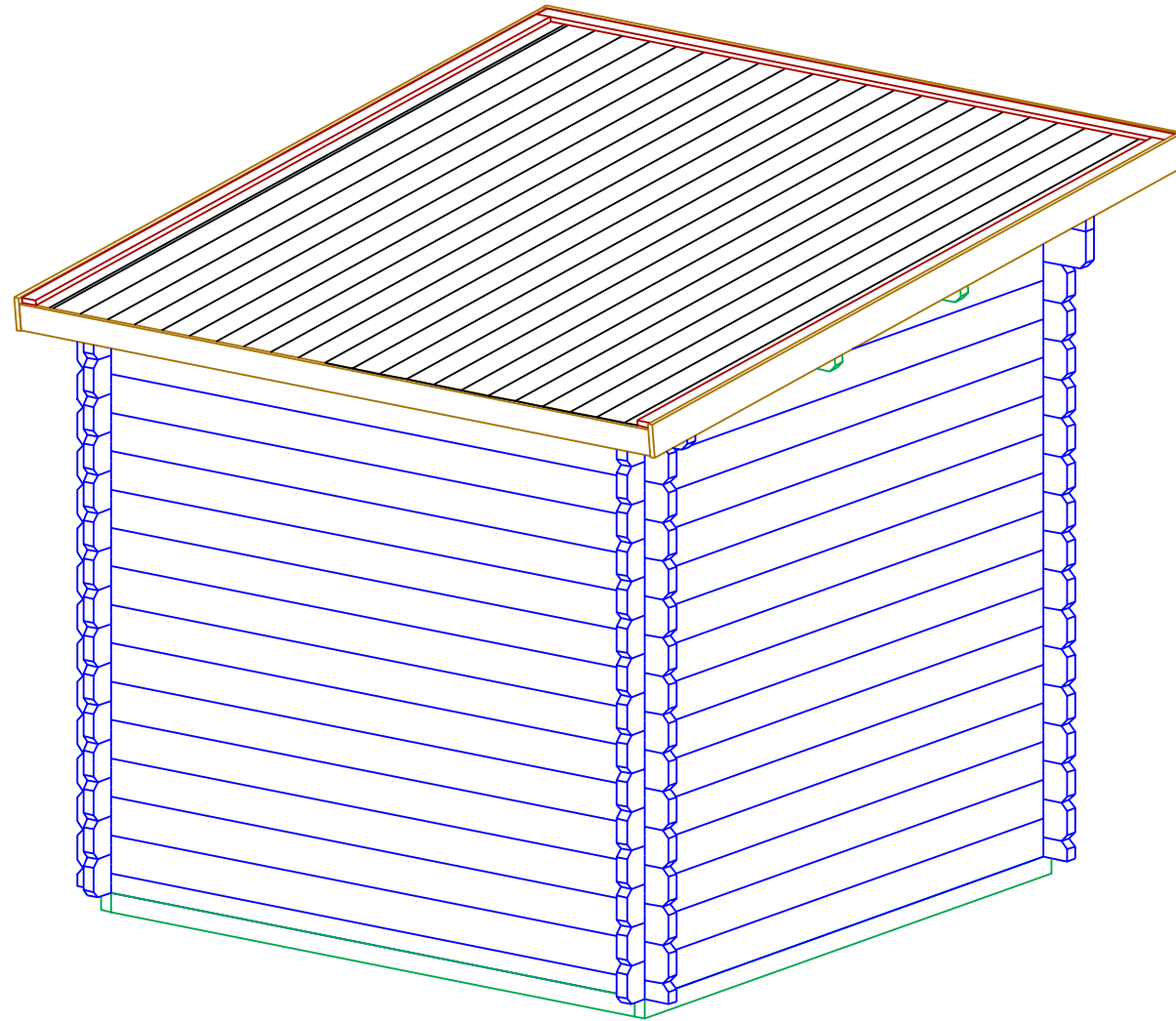


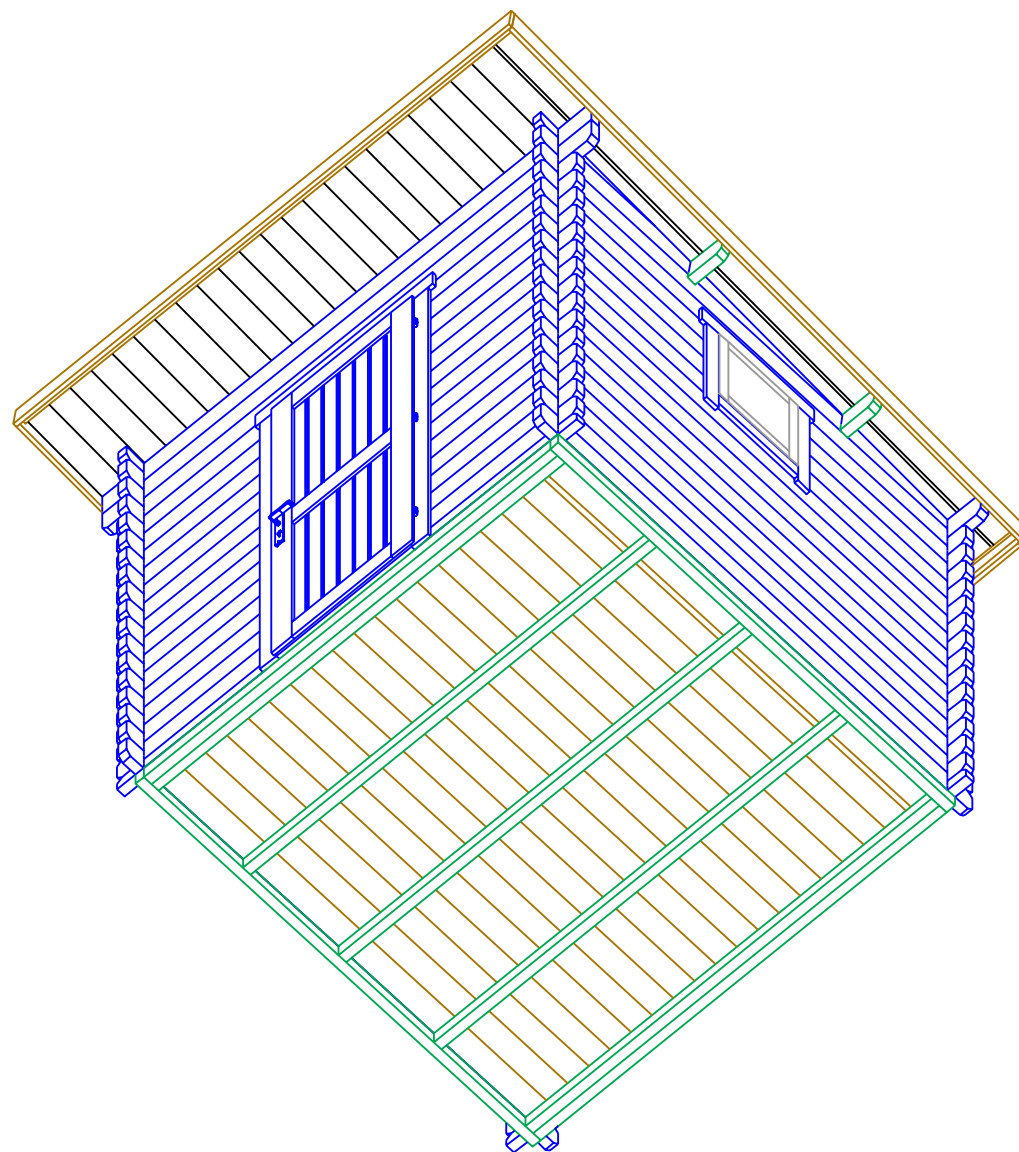
Mira 44 2,5x2,5 TP



Mira 44 2,5x2,5 TP



Mira 44 2,5x2,5 TP



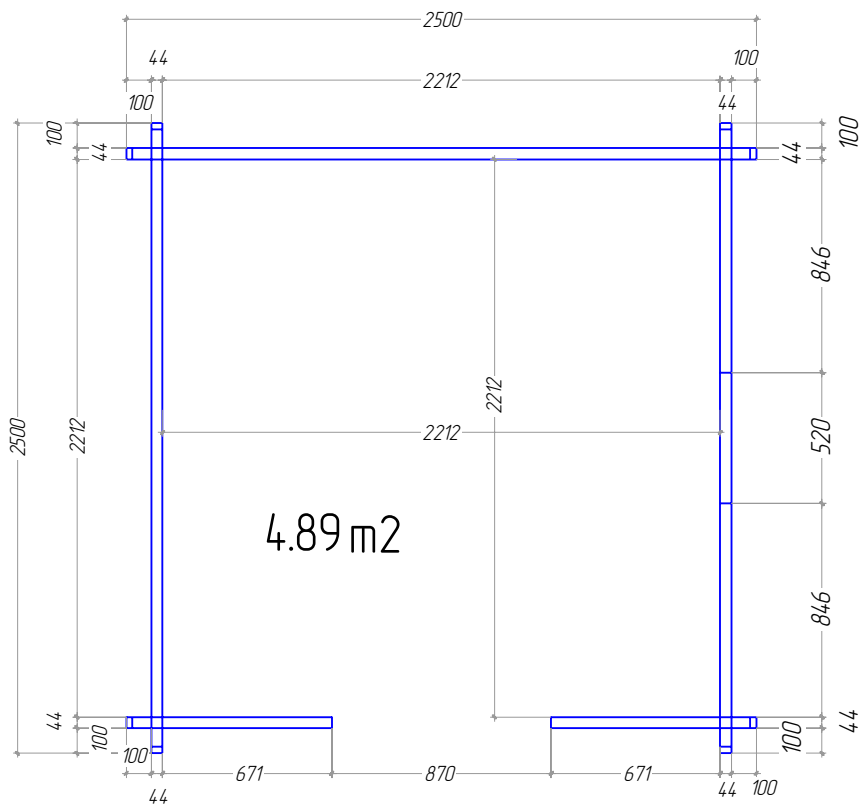
Mira 44 2,5x2,5 TP
Plan

Стена B
Wand B
Wall B
Mur B
↓

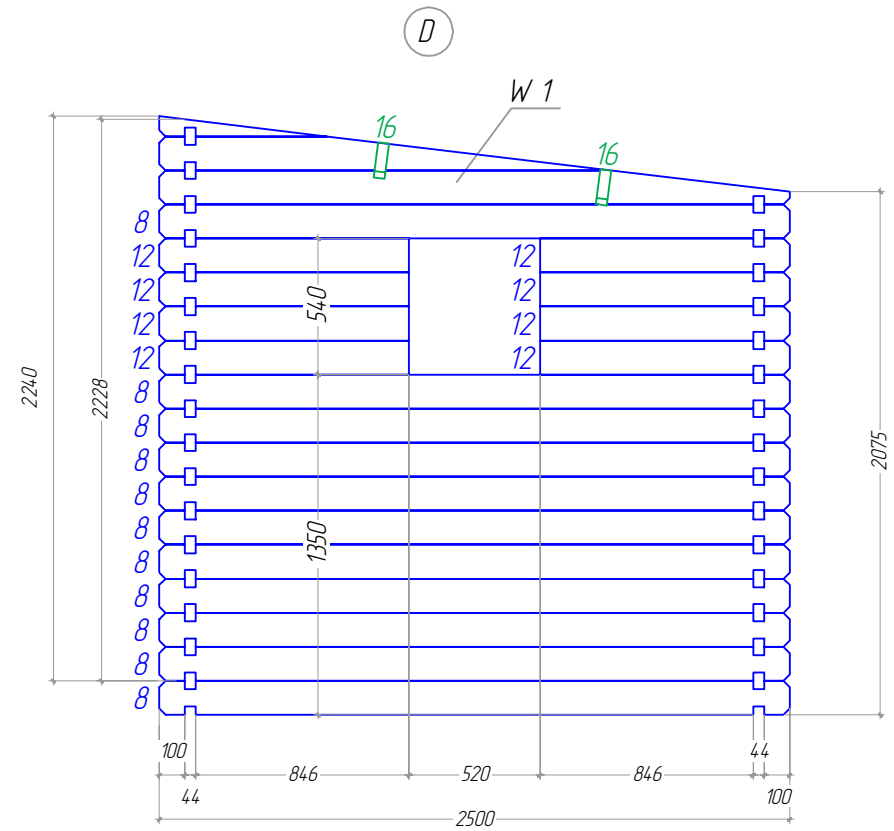
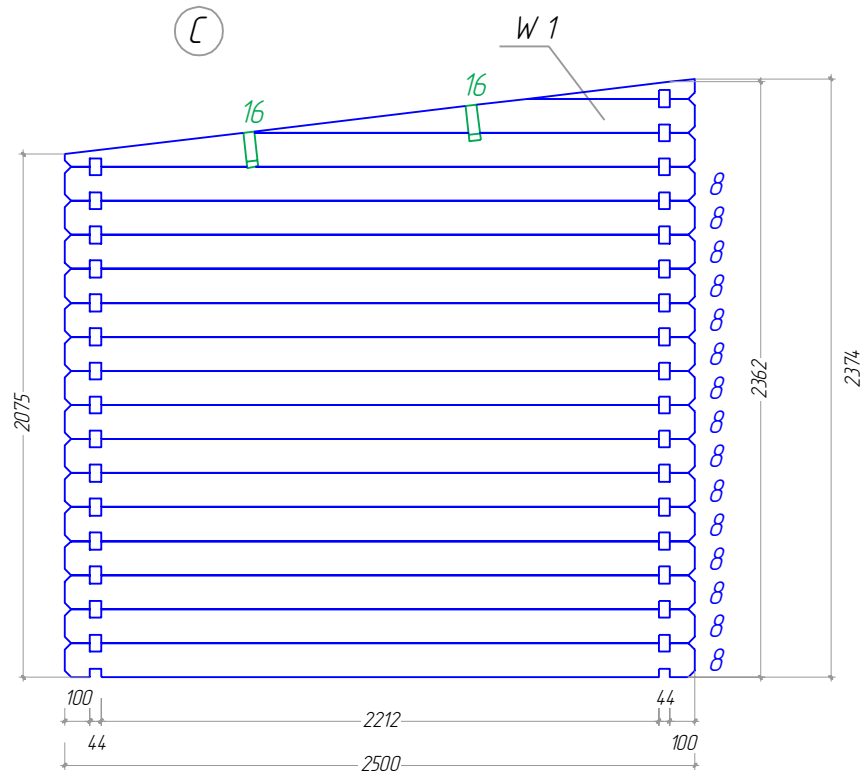
Стена C
Wand C
Wall C
Mur C
→

Стена D
Wand D
Wall D
Mur D
←

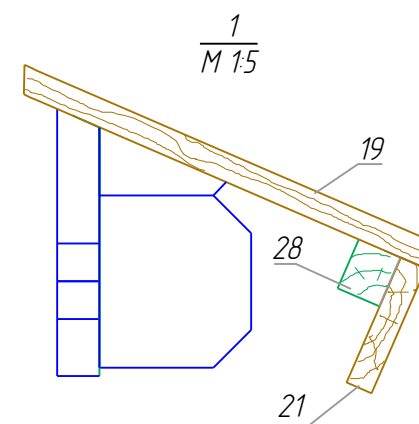
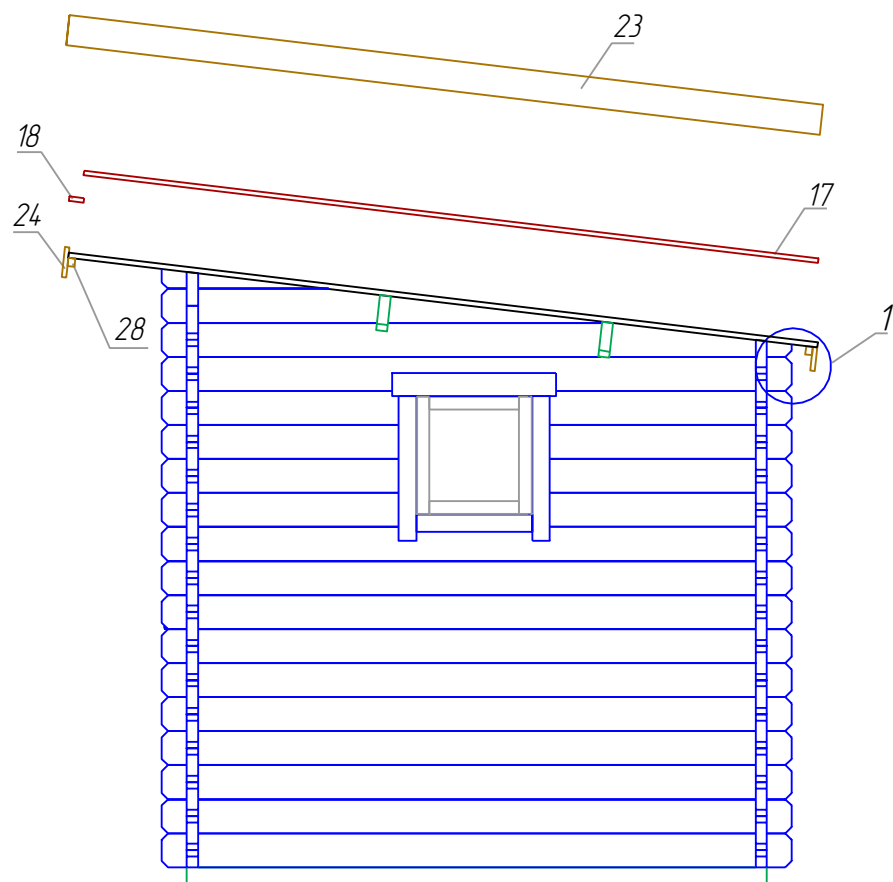
↑
Стена A
Wand A
Wall A
Mur A




Mira 44 2,5x2,5 TP



Mira 44 2,5x2,5 TP

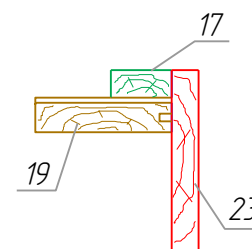


Mira 44 2,5x2,5 TP



B

$\frac{B-B}{M 15}$

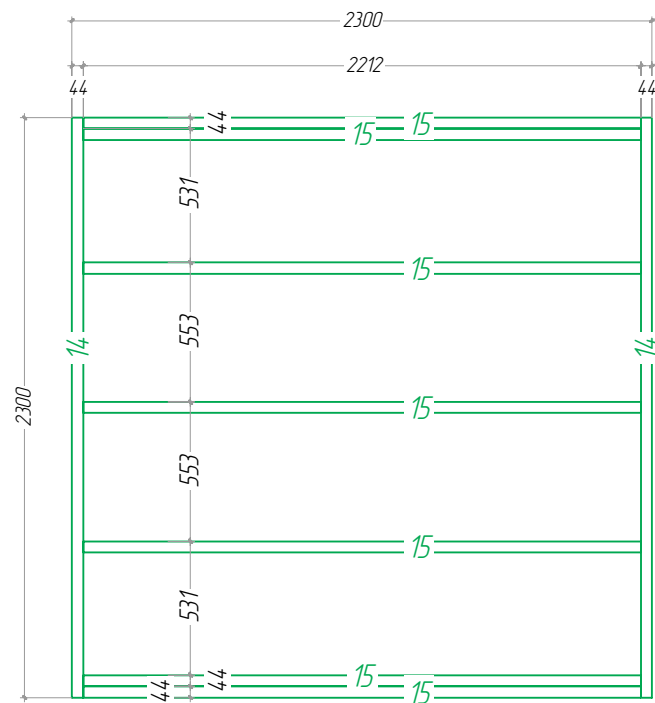


Mira 44 2,5x2,5 TP

Boarding joist plan

Trummplan

Lambourde plan

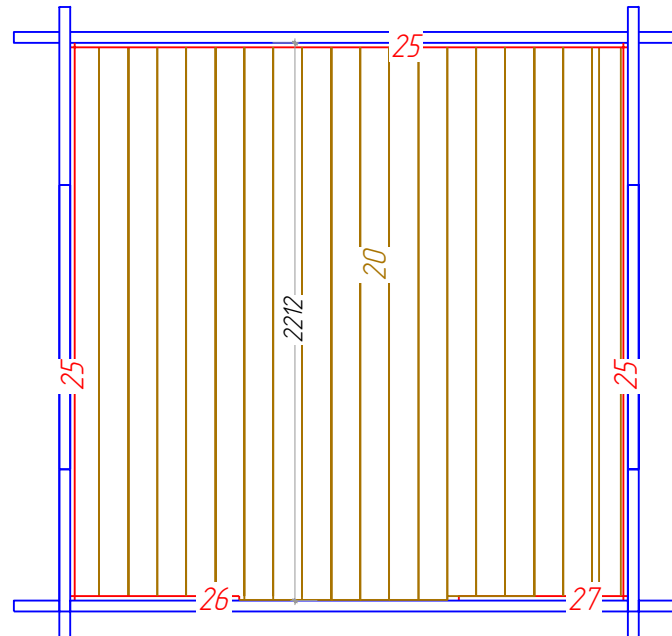


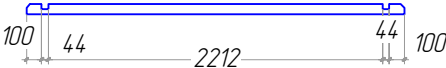
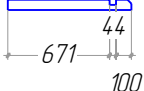
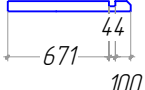
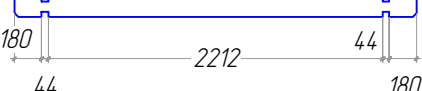

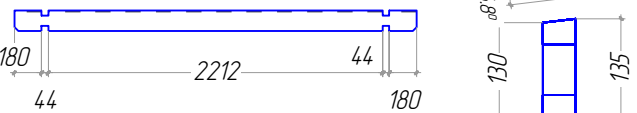

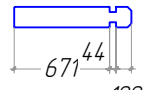
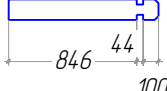
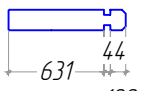



Mira 44 2,5x2,5 TP













Plan of the floor board

Plan der Furbodenbretter

Le plan des plaches du plancher



№	Mira 44 2,5x2,5 TP	Nr.	Profile (mm)	Lenght (mm)
1	стеновой 	1	44x68	2500mm
2	стеновой 	1	44x68	815mm
3	стеновой 	1	44x68	815mm
5	стеновой 	1	44x135	2660mm
6	стеновой 	1	44x135	2660mm
7	стеновой 	1	44x135	2660mm
8	стеновой 	41	44x135	2500mm
11	стеновой 	14	44x135	815mm
12	стеновой 	8	44x135	990mm
13	стеновой 	14	44x135	815mm
14	Foundation Fundament Solive 	2	44x68	2300mm
15	Foundation Fundament Solive 	7	44x68	2212mm
16	Roof beam. Dachbalken. Panne 	2	44x140	2660mm

N°	Mira 44 2,5x2,5 TP	Nr.	Profile (mm)	Lenght (mm)
17	Roofing felt fillet Giebelabschlussbrett Latte de finition couverture 	2	18x58	2935mm
18	Roofing felt fillet Giebelabschlussbrett Latte de finition couverture 	1	18x58	2660mm
19	Roof boards Dachbretter Volige 	24	20x115	2993mm
20	Floor boards Fu ssboden Lame de plancher 	20	20x115	2208mm
21	Fascia board Giebelblende Planch de rive facade 	1	18x95	2660mm
22	Fascia board Giebelblende Planch de rive facade 	1	18x120	3011mm
23	Fascia board Giebelblende Planch de rive facade 	1	18x120	3011mm
24	Fascia board Giebelblende Planch de rive facade 	1	18x120	2696mm
25	Floor edge trim Fu bleisten Plinthe plancher 	3	18x20	2212mm
26	Floor edge trim Fu bleisten Plinthe plancher 	1	18x20	943mm
27	Floor edge trim Fu bleisten Plinthe plancher 	1	18x20	301mm
28	Roof edge reinforcement Traufenteisteu Tasseau 	2	28x34	2660mm
	Door Tur 1958x870 мм (злухая) La porte	Window 540x520 мм	1 1	

Mira 44 2,5x2,5 TP
2 pcs

W1

